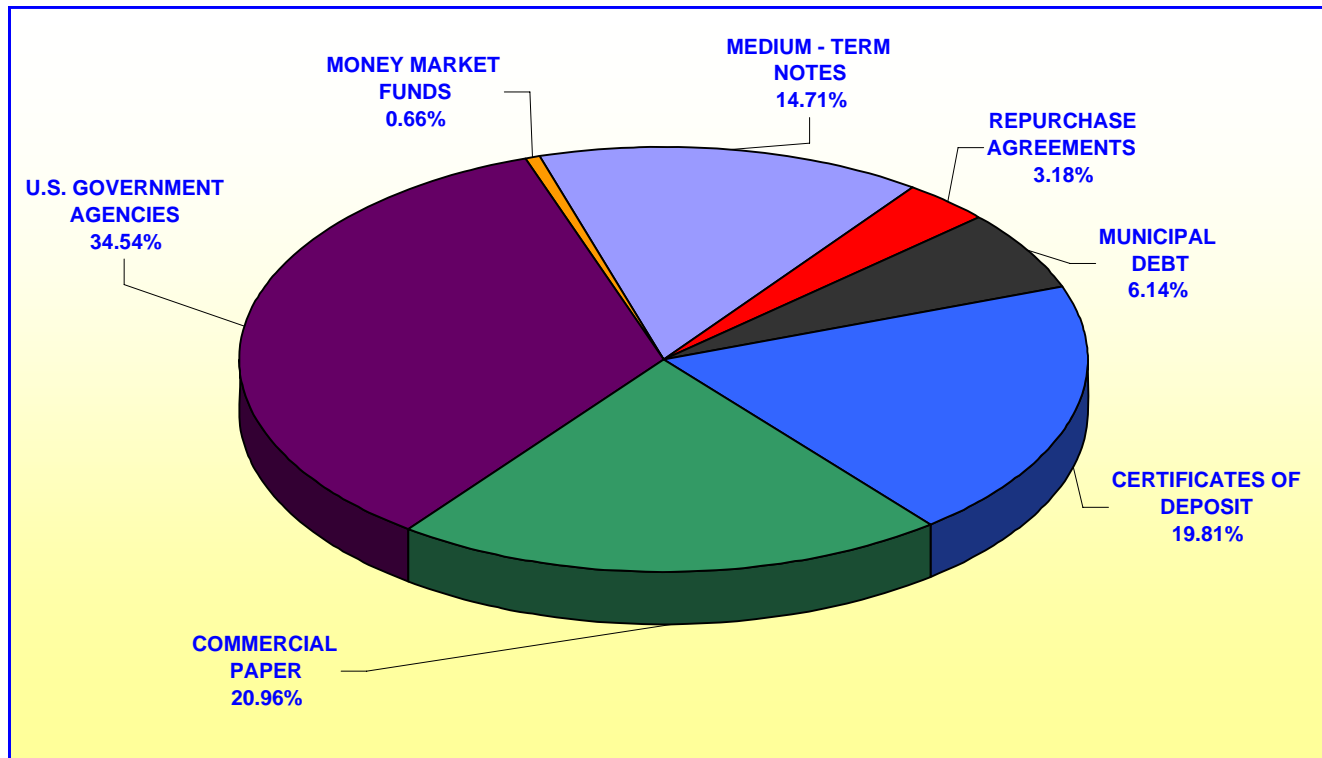









**ORANGE COUNTY TREASURER - TAX COLLECTOR  
ORANGE COUNTY INVESTMENT POOL  
PORTFOLIO COMPOSITION - COMBINED \*\***

**September 30, 2006**



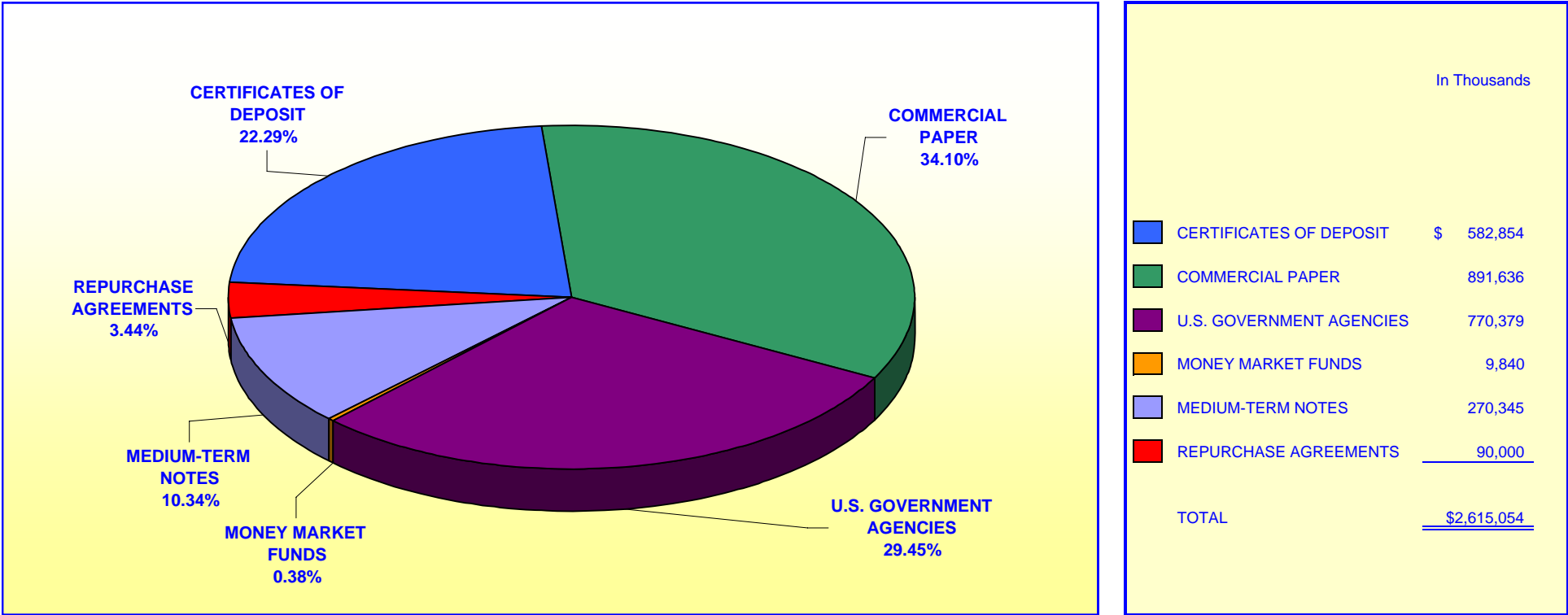
		In Thousands
	CERTIFICATES OF DEPOSIT	\$ 565,068
	COMMERCIAL PAPER	597,983
	U.S. GOVERNMENT AGENCIES	985,096
	MONEY MARKET FUNDS	18,734
	MEDIUM-TERM NOTES	419,713
	REPURCHASE AGREEMENTS	90,711
	MUNICIPAL DEBT	<u>175,000</u>
TOTAL		<u><u>\$ 2,852,305</u></u>

*Investment Composition Is In Compliance With The Orange County Treasurer's Investment Policy Statement*

*\*\* Calculated Using Market Value at 09/30/2006*

**ORANGE COUNTY TREASURER - TAX COLLECTOR  
ORANGE COUNTY EDUCATIONAL INVESTMENT POOL  
PORTFOLIO COMPOSITION - COMBINED \*\***

September 30, 2006



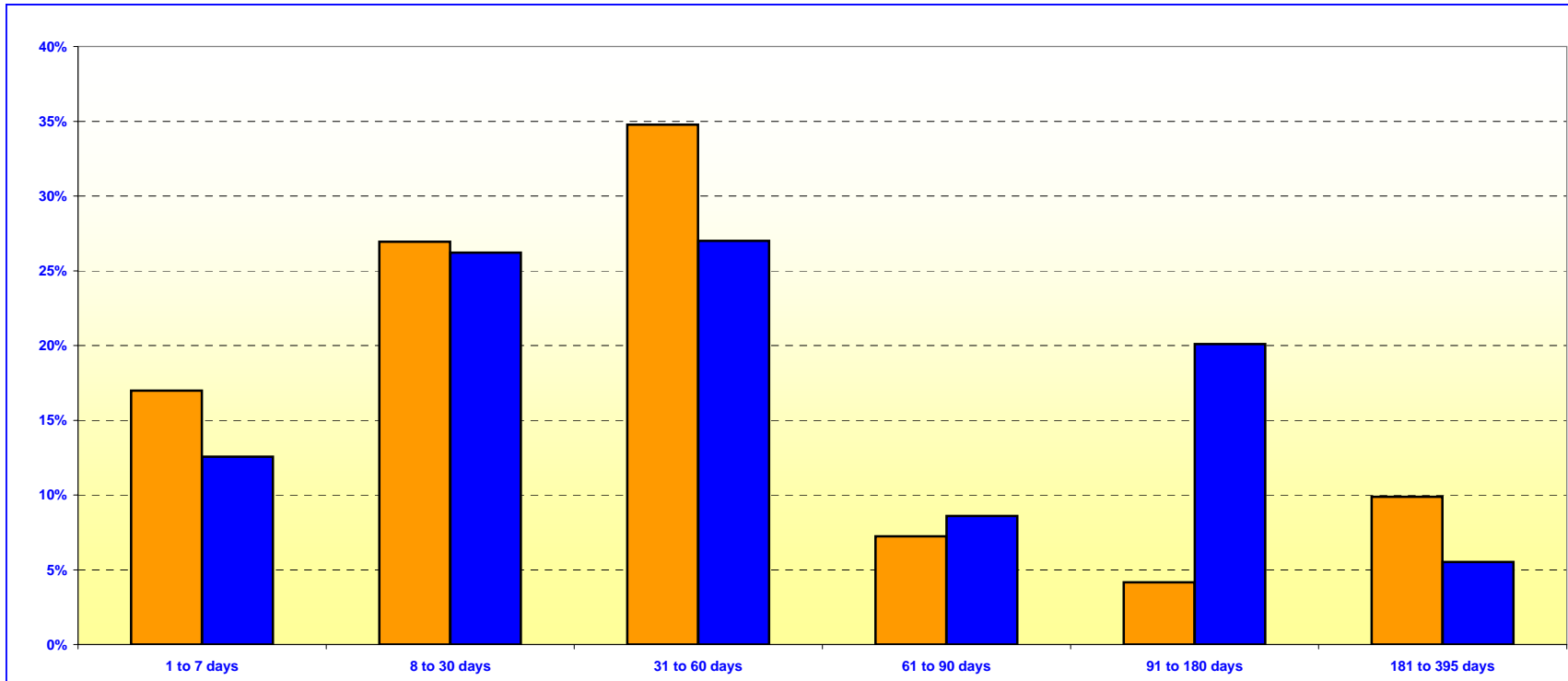
*Investment Composition Is In Compliance With The Orange County Treasurer's Investment Policy Statement*

\*\* Calculated Using Market Value at 09/30/2006

**ORANGE COUNTY TREASURER - TAX COLLECTOR**  
**ORANGE COUNTY MONEY MARKET FUND AND EDUCATIONAL MONEY MARKET FUND**

**MATURITIES DISTRIBUTION**

September 30, 2006



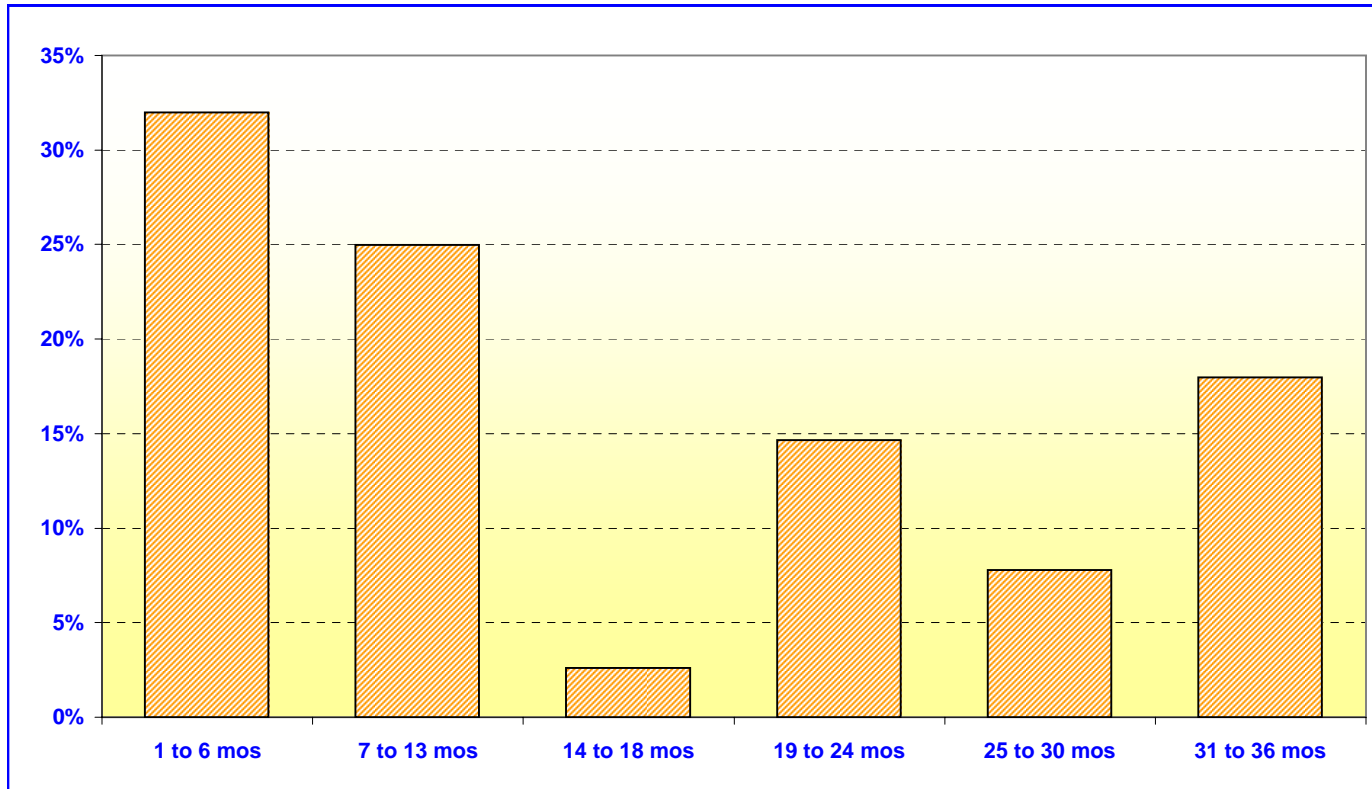
<b>O.C. INVESTMENT POOL MONEY MARKET FUND</b>			
	In Thousands		%
1 TO 7 DAYS	\$ 274,901		16.99%
8 TO 30 DAYS	435,950		26.94%
31 TO 60 DAYS	562,811		34.78%
61 TO 90 DAYS	117,000		7.23%
91 TO 180 DAYS	67,500		4.17%
181 TO 395 DAYS	160,000		9.89%
<b>TOTAL</b>	<b>\$ 1,618,162</b>		<b>100.00%</b>

<b>O.C. EDUCATIONAL MONEY MARKET FUND</b>			
	In Thousands		%
1 TO 7 DAYS	\$ 245,840		12.57%
8 TO 30 DAYS	512,779		26.22%
31 TO 60 DAYS	528,100		27.00%
61 TO 90 DAYS	168,000		8.59%
91 TO 180 DAYS	393,074		20.10%
181 TO 395 DAYS	108,000		5.52%
<b>TOTAL</b>	<b>\$ 1,955,793</b>		<b>100.00%</b>

***Maturity Limits Are In Compliance With The Orange County Treasurer's Investment Policy Statement***

Floating Rate Notes are deemed to have a maturity date equal to their next interest reset date.  
 At September 30, 2006, Floating Rate Notes comprise 12.16% and 5.11% of the O.C. Money Market Fund and Educational Money Market Fund respectively.

**ORANGE COUNTY TREASURER - TAX COLLECTOR**  
**ORANGE COUNTY INVESTMENT POOL - EXTENDED FUND**  
**MATURITIES DISTRIBUTION**  
September 30, 2006



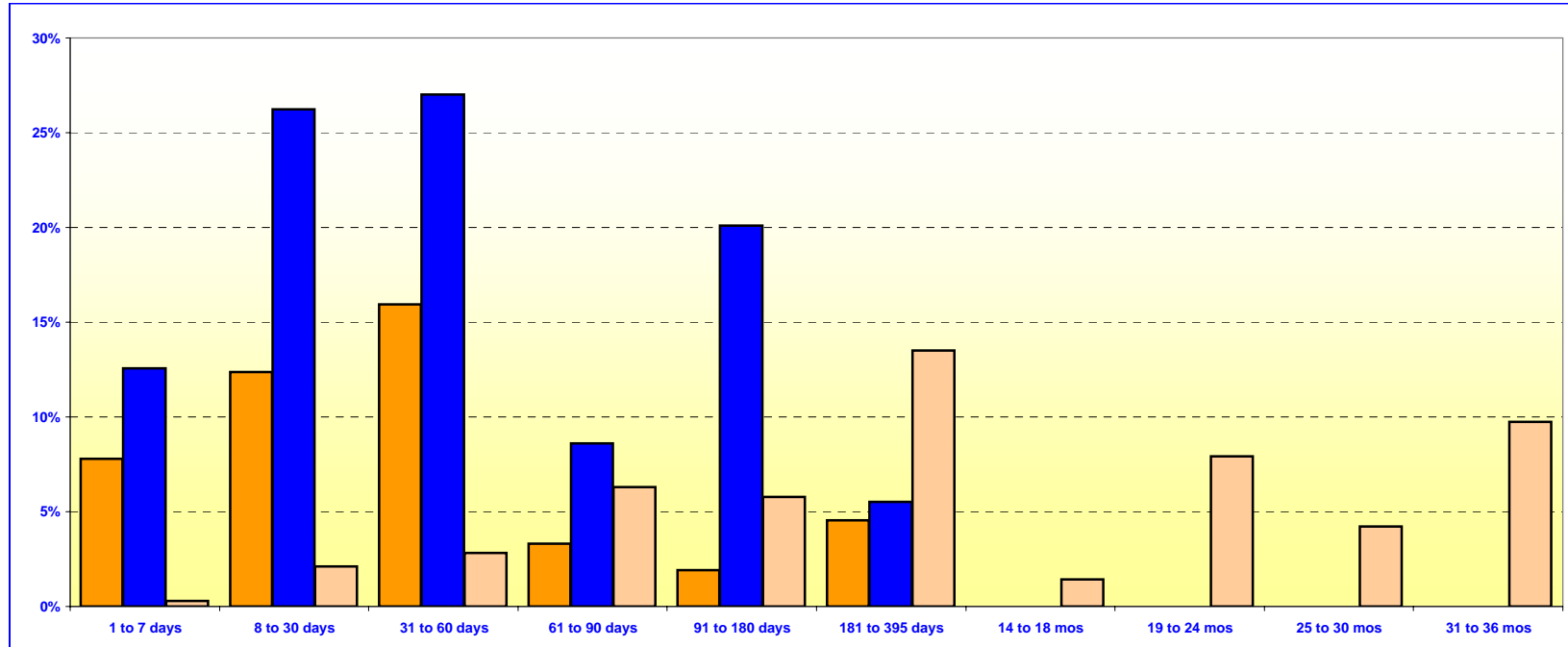
<b>O.C. INVESTMENT POOL EXTENDED FUND</b>		
	In Thousands	%
1 TO 6 MOS	\$ 610,932	32.00%
7 TO 13 MOS	476,725	24.97%
14 TO 18 MOS	50,000	2.62%
19 TO 24 MOS	280,000	14.66%
25 TO 30 MOS	148,470	7.78%
31 TO 36 MOS	<u>343,000</u>	<u>17.97%</u>
<b>TOTAL</b>	<u><b>\$ 1,909,127</b></u>	<u><b>100.00%</b></u>

***Maturity Limits Are In Compliance With The Orange County Treasurer's Investment Policy Statement***

Floating Rate Notes are deemed to have a maturity date equal to their next interest reset date.  
At September 30, 2006, Floating Rate Notes comprise 8.64% of the O.C. Extended Fund.

**ORANGE COUNTY TREASURER - TAX COLLECTOR**  
**ORANGE COUNTY AND EDUCATIONAL INVESTMENT POOLS**  
**MATURITIES DISTRIBUTION**

September 30, 2006



O.C. INVESTMENT POOL				
			In Thousands	%
Money Market Fund	1 TO 7 DAYS	\$	274,901	7.79%
Money Market Fund	8 TO 30 DAYS		435,950	12.36%
Money Market Fund	31 TO 60 DAYS		562,811	15.96%
Money Market Fund	61 TO 90 DAYS		117,000	3.32%
Money Market Fund	91 TO 180 DAYS		67,500	1.91%
Money Market Fund	181 TO 395 DAYS		160,000	4.54%
Extended Fund	1 TO 7 DAYS		10,000	0.28%
Extended Fund	8 TO 30 DAYS		75,000	2.13%
Extended Fund	31 TO 60 DAYS		100,000	2.84%
Extended Fund	61 TO 90 DAYS		221,650	6.28%
Extended Fund	91 TO 180 DAYS		204,282	5.79%
Extended Fund	181 TO 395 DAYS		476,725	13.51%
Extended Fund	14 TO 18 MONTHS		50,000	1.42%
Extended Fund	19 TO 24 MONTHS		280,000	7.94%
Extended Fund	25 TO 30 MONTHS		148,470	4.21%
Extended Fund	31 TO 36 MONTHS		343,000	9.72%
TOTAL			\$ 3,527,289	100.00%

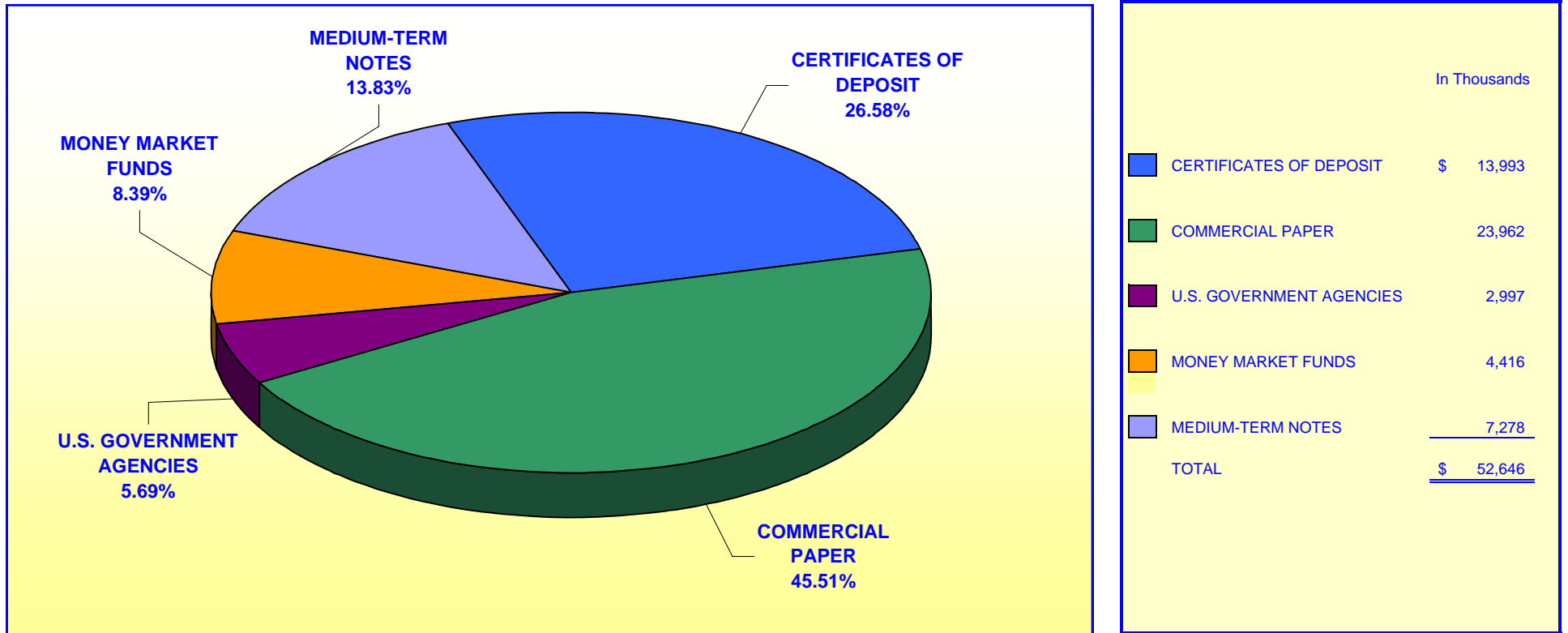
O.C. EDUCATIONAL MONEY MARKET FUND		
	In Thousands	%
1 TO 7 DAYS	\$ 245,840	12.57%
8 TO 30 DAYS	512,779	26.22%
31 TO 60 DAYS	528,100	27.00%
61 TO 90 DAYS	168,000	8.59%
91 TO 180 DAYS	393,074	20.10%
181 TO 395 DAYS	108,000	5.52%
TOTAL		\$ 1,955,793 100.00%

**Maturity Limits Are In Compliance With The Orange County Treasurer's Investment Policy Statement**

Floating Rate Notes are deemed to have a maturity date equal to their next interest reset date.  
 At September 30, 2006, Floating Rate Notes comprise 10.26% and 5.11% of the O.C. Investment Pool and Educational Money Market Fund respectively.

**ORANGE COUNTY TREASURER - TAX COLLECTOR  
JOHN WAYNE AIRPORT INVESTMENT POOL  
PORTFOLIO COMPOSITION \*\***

September 30, 2006



*Investment Composition Is In Compliance With The Orange County Treasurer's Investment Policy Statement*

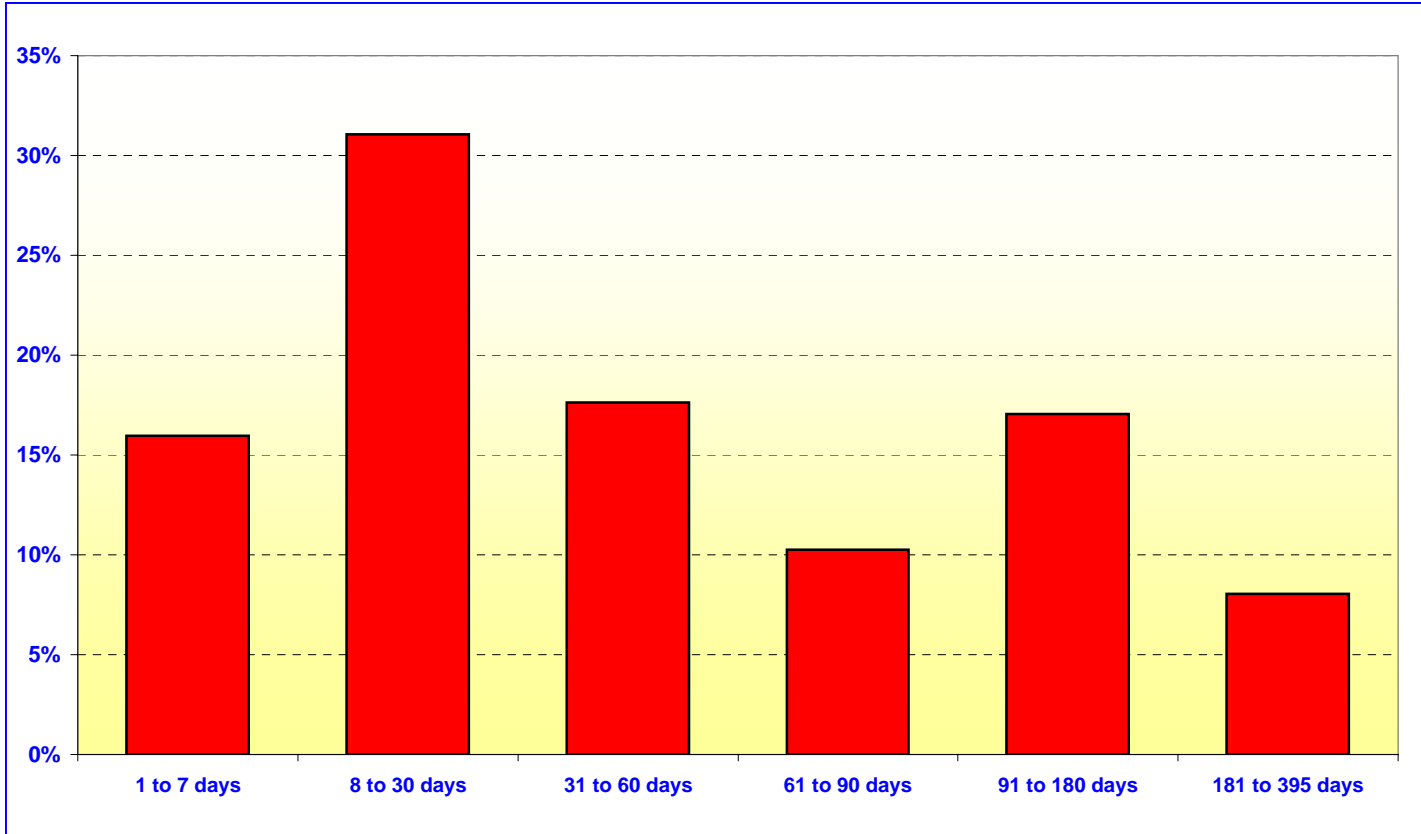
\*\* Calculated Using Market Value at 09/30/2006

**ORANGE COUNTY TREASURER - TAX COLLECTOR**

**JOHN WAYNE AIRPORT INVESTMENT POOL**

**MATURITIES DISTRIBUTION**

September 30, 2006



JOHN WAYNE AIRPORT		
	In Thousands	%
1 TO 7 DAYS	\$ 8,416	15.95%
8 TO 30 DAYS	16,385	31.05%
31 TO 60 DAYS	9,308	17.64%
61 TO 90 DAYS	5,404	10.24%
91 TO 180 DAYS	9,000	17.06%
181 TO 395 DAYS	<u>4,250</u>	<u>8.06%</u>
<b>TOTAL</b>	<b><u>\$ 52,763</u></b>	<b><u>100.00%</u></b>

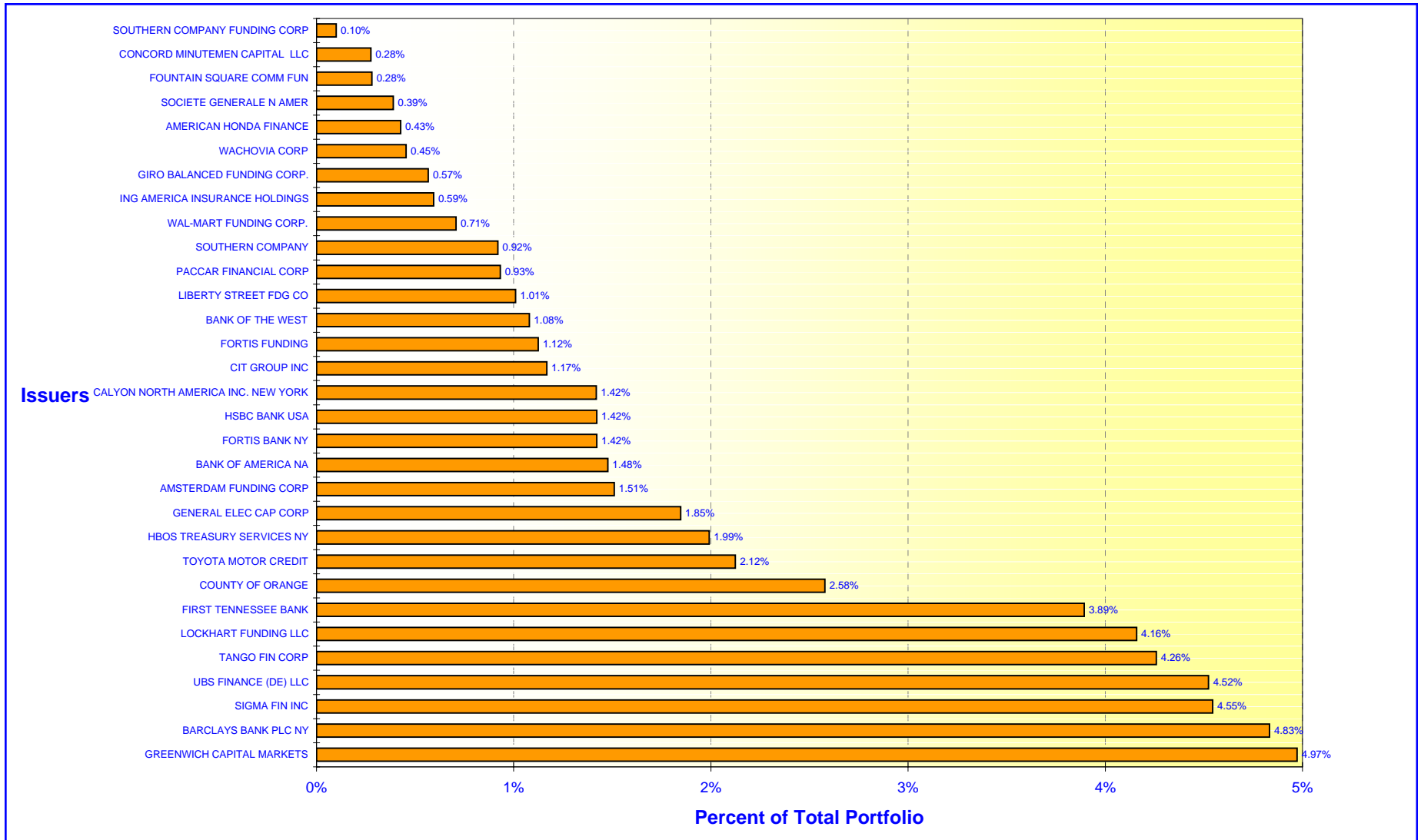
***Maturity Limits Are In Compliance With The Orange County Treasurer's Investment Policy Statement***

Floating Rate Notes are deemed to have a maturity date equal to their next interest reset date.  
 At September 30, 2006, Floating Rate Notes comprise 2.84% John Wayne Airport

# ORANGE COUNTY TREASURER - TAX COLLECTOR

## ORANGE COUNTY INVESTMENT POOL - ISSUER CONCENTRATION

September 30, 2006

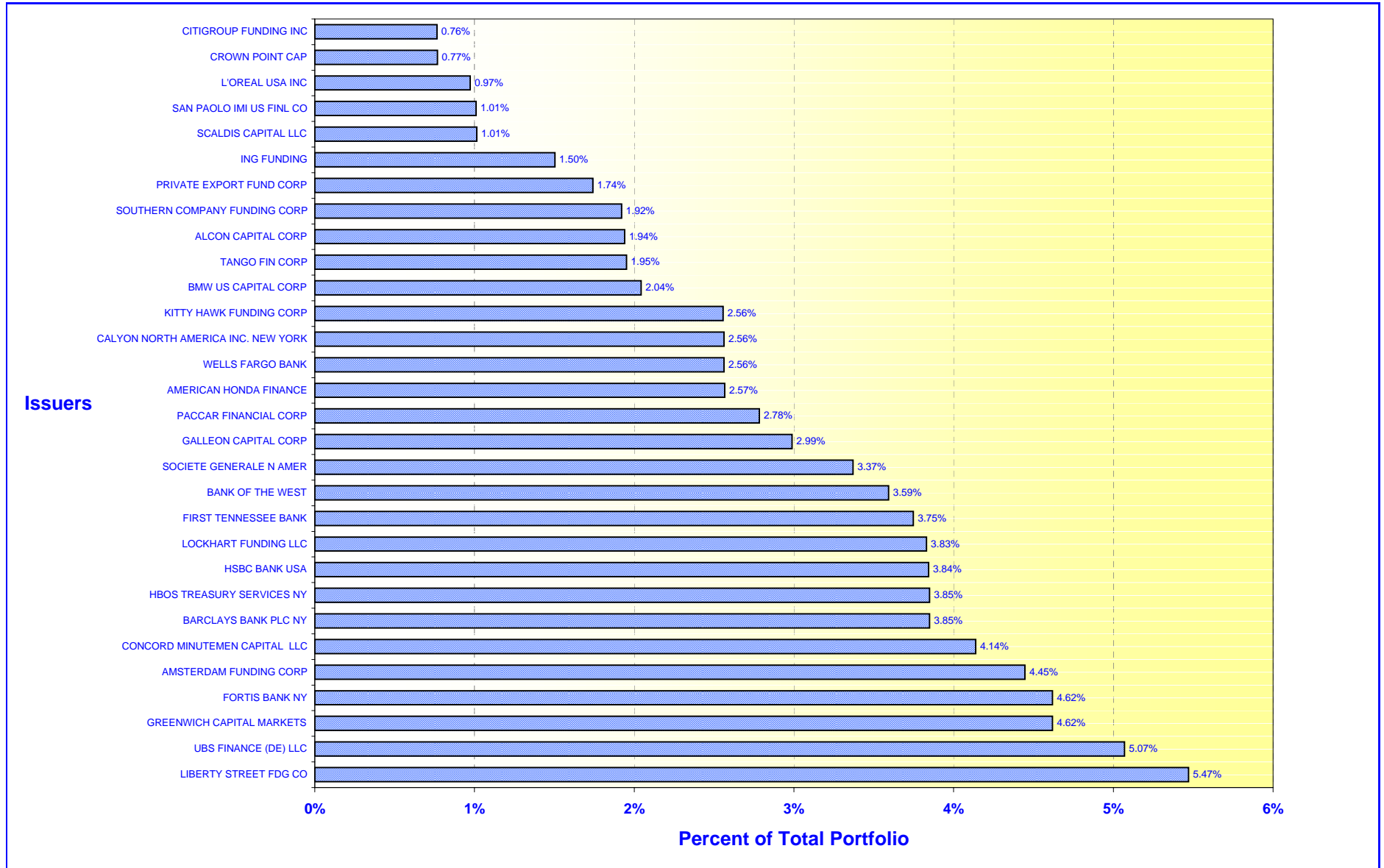




# ORANGE COUNTY TREASURER - TAX COLLECTOR

## EDUCATIONAL INVESTMENT POOL - ISSUER CONCENTRATION

September 30, 2006



**NOTE: See noncompliance report summary for issuers over 5%**