

Orange County Child Death Review Team 2014 REPORT



2014 REPORT

In 2014, the OCCDRT reviewed 89 child deaths.

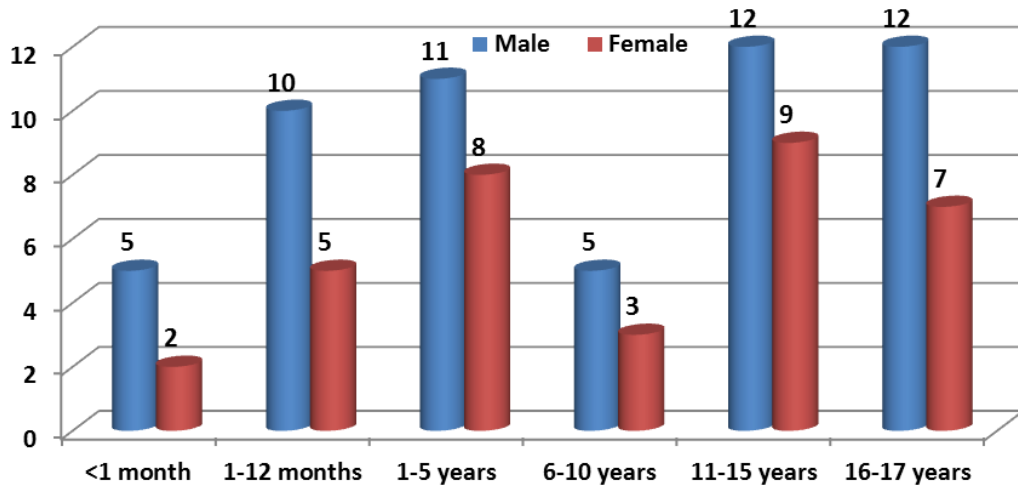
The tables and charts presented include the most current information about each case available at the time of preparation of this report.

Demographics

Age & Gender

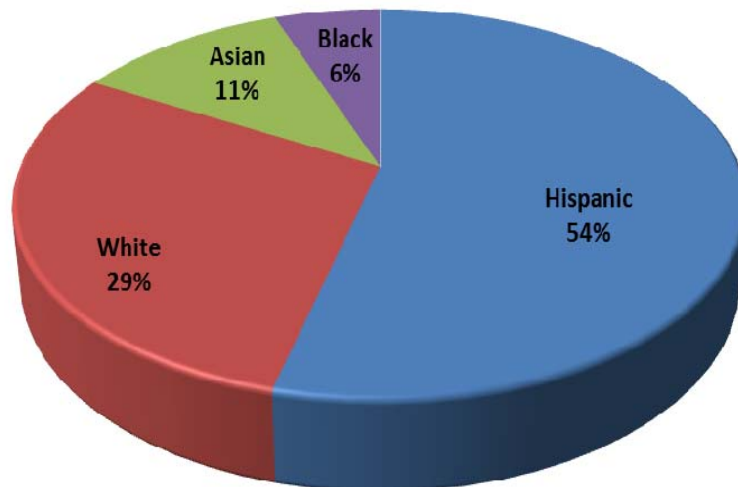
More than half of the 89 deaths of children that occurred in Orange County in 2014 were male.

Twenty-five percent of child deaths, 22 cases, occurred during the first year of life, with almost half of the deaths (41) occurring before the age of six.



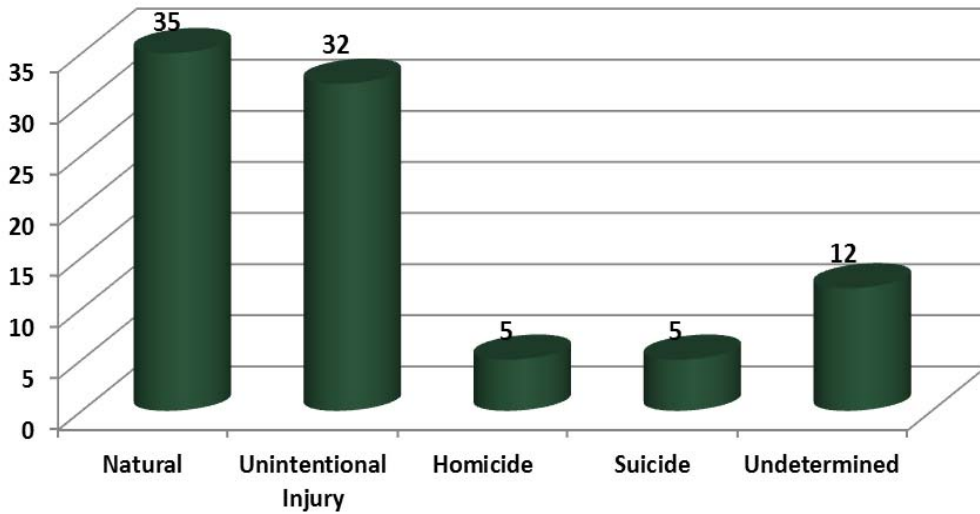
Race/Ethnicity

Of the 89 deaths of children reviewed, 48 were classified as Hispanic, 26 were White, 10 were Asian, and 5 were Black.



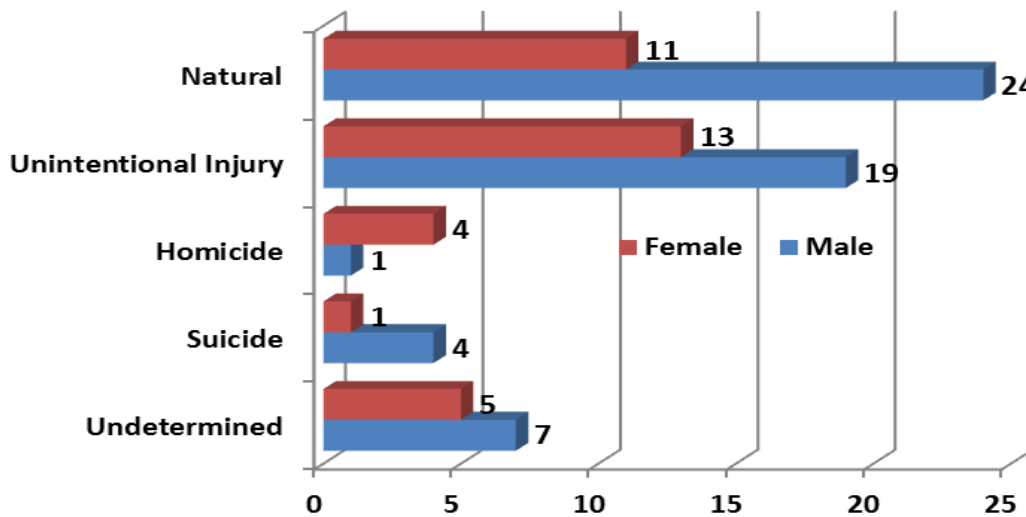
Major Categories of Child Death

Natural deaths made up the largest grouping of child deaths in Orange County, accounting for nearly half of the cases examined (39.3% or 35 cases), followed by Unintentional Injuries (36.0% or 32 cases).



Major Categories by Gender

Males made up 61.8% of the child death cases in Orange County in 2014, and females the other 38.3%. Of the Homicide deaths, 80.0% were females, and four of the five Suicides were male.



Major Categories by Age

Children between eleven and seventeen years of age made up 44.9% of all cases, totaling 40 out of 89 cases examined. Of those, a little over half (22 cases) were due to Unintentional Injury, with fourteen of those involving vehicular traffic accidents.

	Age							
	N	%	<1 months	1-12 months	1-5 years	6-10 years	11-15 years	16-17 years
Natural	35	39.3%	5	8	11	3	4	4
Unintentional Injury	32	36.0%			6	4	13	9
Homicide	5	5.6%		1			1	3
Suicide	5	5.6%					2	3
Undetermined	12	13.5%	2	8	1		1	

Major Categories by Race/Ethnicity

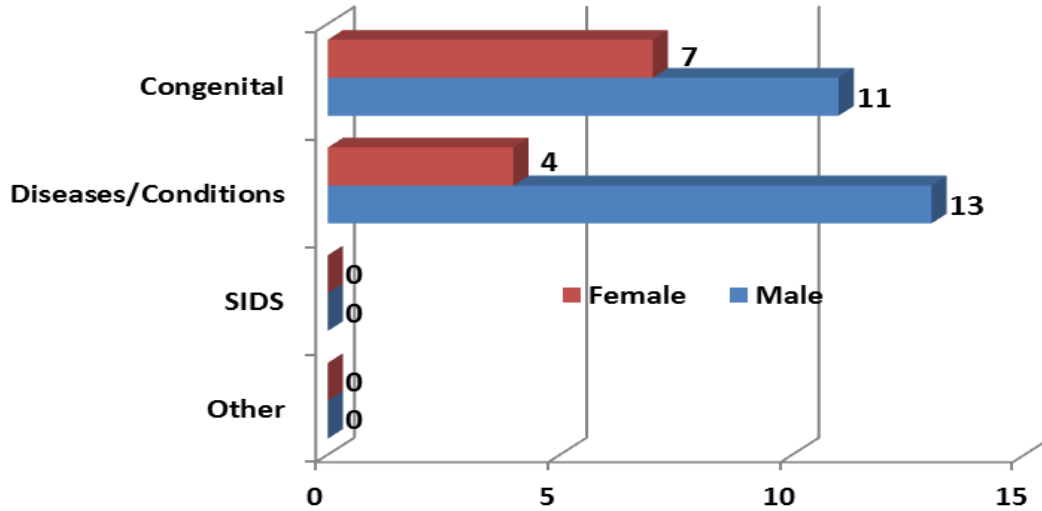
Natural death was the largest category of death for all race groups except White, whose largest category was Undetermined. Forty-eight Hispanic children (53.9%) died in Orange County in 2014 and were reviewed by the CDRT.

	Race/Ethnicity						
	N	%	Natural	Unint Injury	Homicide	Suicide	Undet
Asian	10	11.2%	5	4			1
Black	5	5.6%	3	1	1		
Hispanic	48	53.9%	16	19	4	2	7
White	26	29.2%	11	8		3	4

Natural Deaths

Deaths classified as a Natural manner of death, as compared to Suicides, Homicides, Unintentional Injuries, and Undetermined, represent the largest number (35) and portion (39.3%) of child deaths reviewed.

There were 24 males and 11 females.



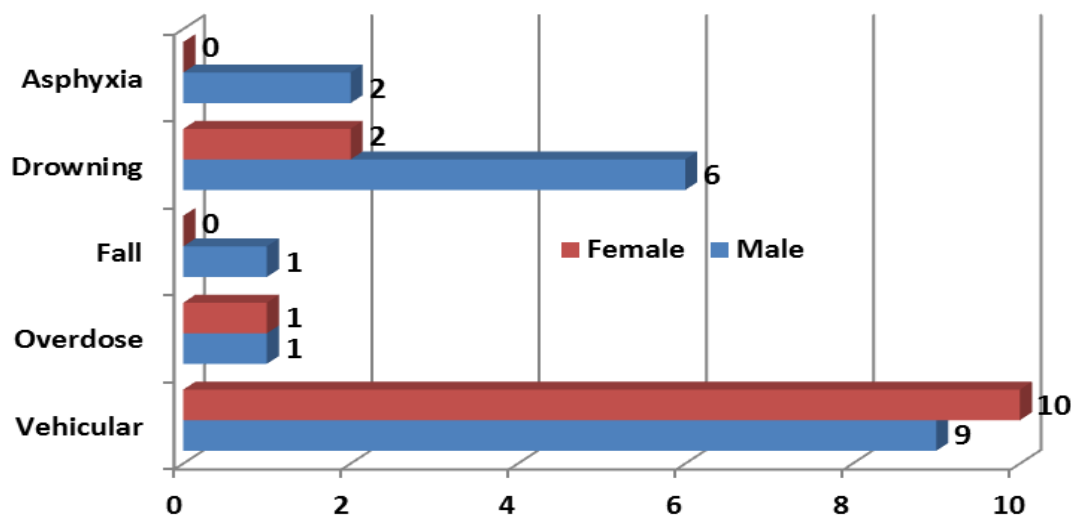
Of the Natural deaths, the largest group was due to congenital conditions of those under 1 year of age, which made up 22.9% of the deaths (8 cases).

Natural Death Causes								
	N	%	< 1 month	1-12 months	1-5 years	6-10 years	11-15 years	16-17 years
Congenital	18	51.4%	3	5	7		1	2
Diseases/Conditions	17	48.6%	2	3	4	3	3	2
SIDS	0	0.0%						
Other	0	0.0%						

By race/ethnicity, there were 16 Hispanic, 11 White, 5 Asian, and 3 Black.

Unintentional Injury Deaths

Of the Orange County child deaths reviewed in 2014, 32 children (36.0%) died of Unintentional Injuries. Of these deaths, nineteen (59.4%) involved motor vehicles. Another eight cases (25.0%) were due to drowning. Additional Unintentional Injury deaths included two cases of asphyxia, two overdoses of drugs, and one fall.



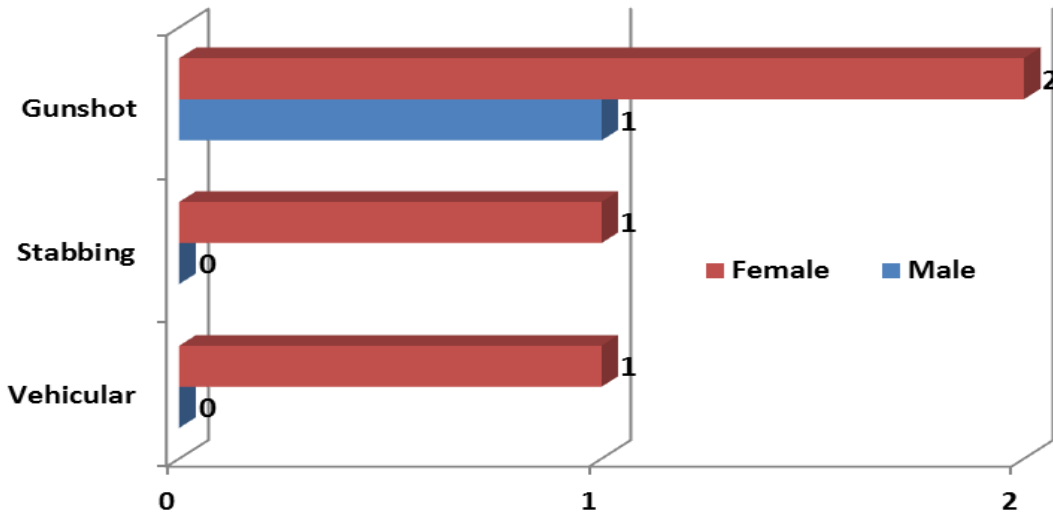
Fourteen of the Unintentional Injury vehicular deaths were children age eleven through seventeen. Children under the age of five were the highest number of drowning deaths.

Unintentional Injury								
	N	%	<1 months	1-12 months	1-5 years	6-10 years	11-15 years	16-17 years
Asphyxia	2	6.3%			1			1
Drowning	8	25.0%			3	1	2	2
Fall	1	3.1%						1
Overdose	2	6.3%					1	1
Vehicular	19	59.4%			2	3	10	4

By race, there were 19 Hispanic, 8 White, 4 Asian, and 1 Black. Fifteen of the Hispanic deaths were vehicular related.

Homicide Deaths

There were five child deaths (5.6% of child cases) classified as Homicide. Of the Homicide deaths, four were of females, accounting for 80.0% of all Homicides. Gunshot deaths were the largest subcategory.



Of the five children, four were older than 11 years of age. One died from stabbing, one as a result of vehicular trauma, and three from gunshot wounds.

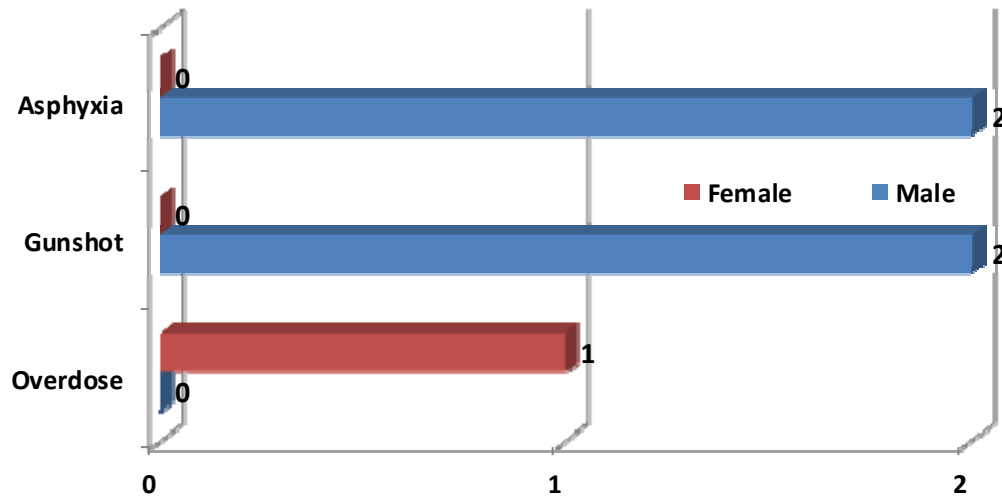
Homicide								
	N	%	<1 months	1-12 months	1-5 years	6-10 years	11-15 years	16-17 years
Gunshot	3	60.0%		1				2
Stabbing	1	20.0%						1
Vehicular	1	20.0%					1	

Of the five cases, four were Hispanic and one was Black; four were female and one was male.

Suicide Deaths

Five (5.6%) child deaths were intentionally self-inflicted and classified as Suicide. Two (40.0%) were due to asphyxia.

Four of the Suicides were by males. Two of the males died due to self-inflicted gunshot wounds and two hanged themselves.



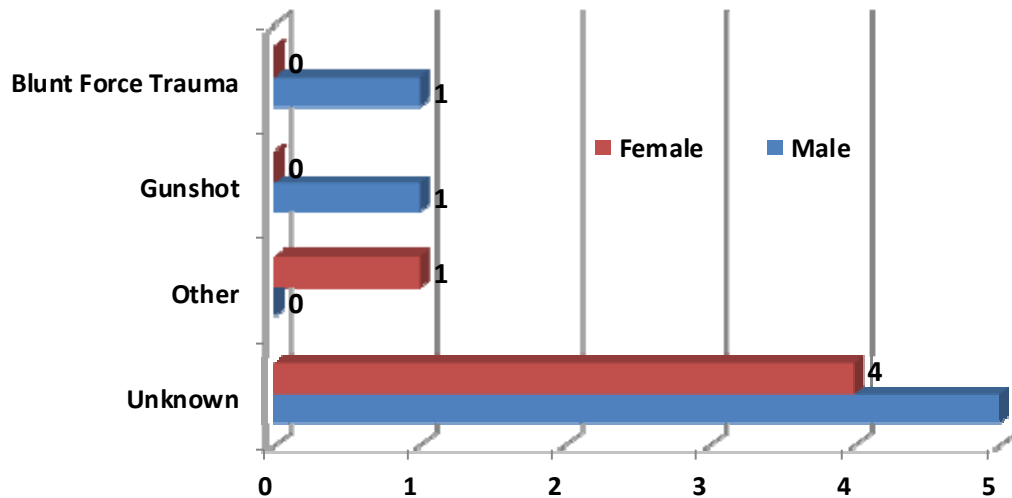
Each of the five Suicide deaths involved a child over the age of 13 years. Of the five Suicides of children in 2014, there were three at age 16, one at age 15, and one at age 14.

	Suicide							
	N	%	< 1 month	1-12 months	1-5 years	6-10 years	11-15 years	16-17 years
Asphyxia	2	40.0%						2
Gunshot	2	40.0%					1	1
Overdose	1	20.0%					1	

Three of the suicide deaths were White and two were Hispanic.

Undetermined Deaths

There were 12 deaths, or approximately 13.5%, that were classified as Undetermined after completion of a thorough investigation, which included an autopsy. Seven were male; five were female.



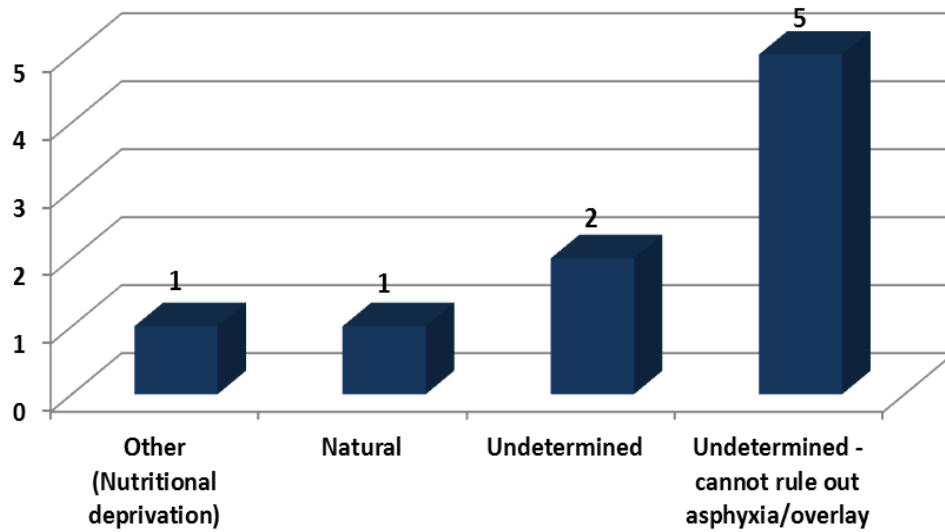
Notably, 88.9% of the deaths in the unknown category involve children less than one year of age. In all of these cases, the baby was sleeping at the time of death. In five of the cases, bed sharing was involved. None of these cases met the full criteria to be classified as a Sudden Infant Death Syndrome.

Undetermined								
	N	%	< 1 month	1-12 months	1-5 years	6-10 years	11-15 years	16-17 years
Blunt Force Trauma	1	8.3%			1			
Gunshot	1	8.3%					1	
Other	1	8.3%		1				
Unknown	9	75.0%	2	6	1			

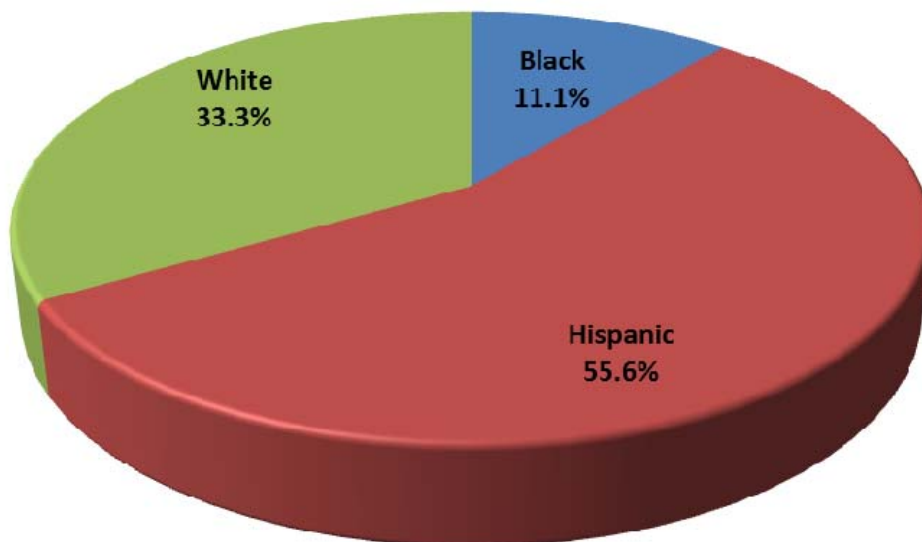
Nine were under the age of one year. Seven were Hispanic, four were White, and one was Asian.

Unsafe Sleeping Environment

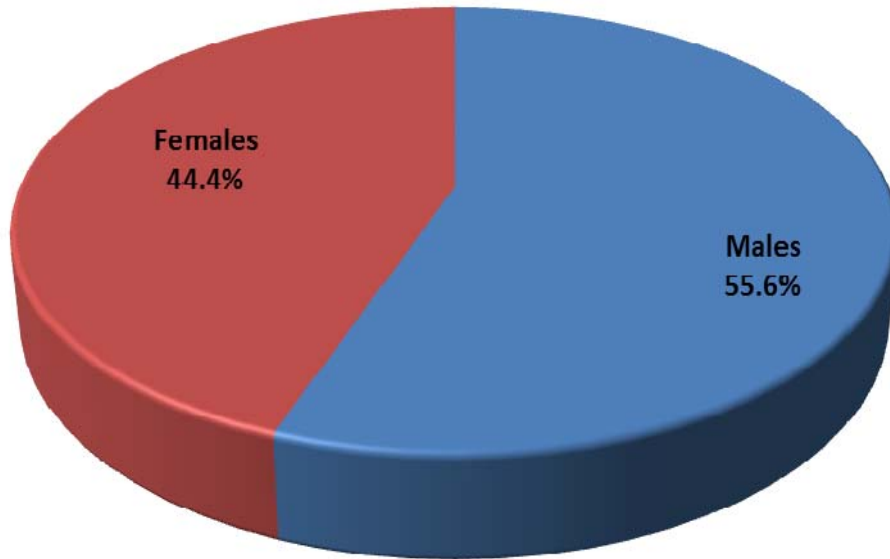
In 2014, the OCCDRT reviewed nine child deaths that involved an unsafe sleep environment, which is an 18.2% decrease from the previous year. These deaths accounted for 10.1% of the child deaths reviewed that year. Eight were Undetermined with five (55.6%) of them having an Undetermined cause, two (22.2%) having an Undetermined - cannot rule out asphyxia/overlay cause and one (11.1%) having an Other (nutritional deprivation) cause. One was ultimately classified as a Natural death.



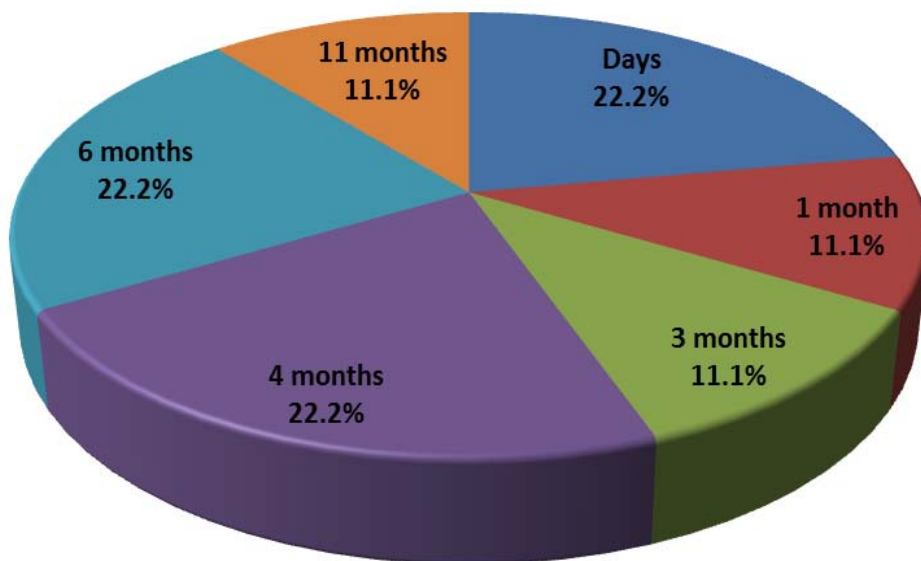
Of the nine unsafe sleep environment deaths in 2014, five (55.6%) were Hispanic and three (33.3%) were White and one (11.1%) was Black.



Males made up 55.6% of the unsafe sleep environment deaths in 2014 and females the other 44.4%.



Of the nine unsafe sleep environment deaths, two (22.2%) were days old, one (11.1%) was one month old, one (11.1%) was three months old, two (22.2%) were four months old, two (22.2%) were six months old, and one (11.1%) was eleven months old.



PAGE INTENTIONALLY LEFT BLANK